

TOWEL ANIMAL THEATRE

WHO-CAN-MAKE-THE-FASTEST-TOWEL-ANIMAL GAME



HOW TO PLAY

It is as it sounds. Print the following pages for reference. Individuals pick their favorite towel animal to create. They compete against each other head-to-head. The Fun Director yells go and it's a race to make the towel animal that looks most like the picture. A player is finished when they make the sound of their animal. The winner gets the Carnival game medal.

DO-IT-YOURSELF TOWEL ANIMAL THEATRE!



MAIN BODY INSTRUCTIONS


The Bunny, the Elephant, and the Pig all use the same basic Main Body structure. Start here – you'll move on to Towel Animal Theatre in no time!

Things you'll need before beginning:

100% Cotton Towel, Large (approx. 30" x 50")

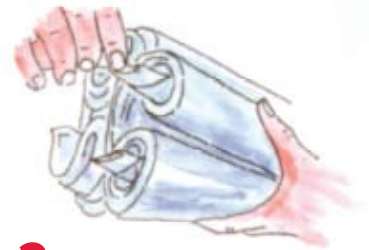
100% Cotton Towel, Medium (approx. 17" x 28")

(Use laundered towels; it will be easier to shape your animal.)



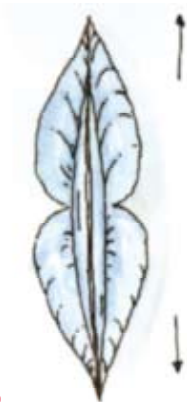
STEP 1

Roll each side tightly, widthwise, to the center.



STEP 2

Fold the towel in half, with both back sides joining, to make four rolls – then pull the towel corner out of each roll.



STEP 3

Hold the top and bottom towel corners in each hand, then pull apart to form the main body.

 **Carnival**

© Carnival Cruise Lines 2009.
All rights reserved.

DO-IT-YOURSELF TOWEL ANIMAL THEATRE!



“THE BUNNY”

BODY:

Follow the Main Body instructions, but pull the ends a bit longer.

HEAD:

Take a new medium towel, and fold lengthwise.



STEP 1

Fold it in half, and fold it over again.



STEP 2

Pull two corners down to the center, to form a triangle.



STEP 3

Tuck the pointed side in, and roll both sides into the center.



STEP 4

Pull up the two corners to shape the ears. Pull the forehead down, and place it on the body.

 **Carnival**

© Carnival Cruise Lines 2009.
All rights reserved.

DO-IT-YOURSELF TOWEL ANIMAL THEATRE!




“THE ELEPHANT”

BODY:

Follow the Main Body instructions.

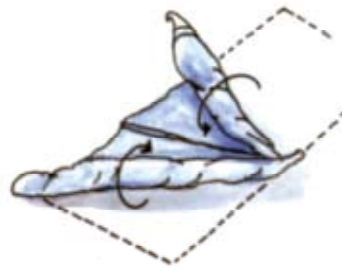
HEAD:

Use a new medium towel.



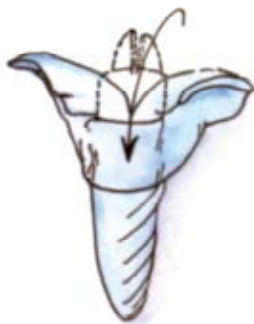
STEP 1

Fold it in half.



STEP 2

Roll both sides to the center.



STEP 3

Pull the center out as the ears, and roll the long end upward as the trunk. Place it on the body.

 **Carnival**

© Carnival Cruise Lines 2009.
All rights reserved.

DO-IT-YOURSELF TOWEL ANIMAL THEATRE!



"THE PIG"

BODY:

Follow the Main Body instructions, then put into a sitting position.


HEAD:

Take a new medium towel, and fold widthwise.



STEP 1

Fold it in half, and fold one inch down.



STEP 2

Pull two corners to the center in a triangle.



STEP 3

Tuck the pointed side in, and roll both sides into the center.



STEP 4

Pull the forehead a bit down to make the ears. Adjust the nose and mouth, then place it on the body.

 **Carnival**

© Carnival Cruise Lines 2009.
All rights reserved.